



Dayliff jets and nozzles are precision made products that transform any garden into a masterpiece of art. They are made from stainless steel except Schaumsprundler which is made from chrome. The display size is determined by water flow and pressure suitable pumps being available according to required display effect.


### SINGLE JET



Jet Size (")	Jet Height (m)	Jet Flow (m <sup>3</sup> /hr)	Pressure (m)	Dimension (mm)
1/2	1-6	0.3-1.5	5-15	90
3/4	1-8	1-3		120
1	3-12	2-4		150



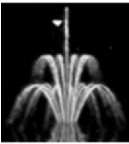
### BELL JET



Jet Size (")	Jet Height (m)	Cover Dia (m)	Jet Flow (m <sup>3</sup> /hr)	Pressure (m)	Dimension (mm)
1	0.25	0.6	2	3-6	305
1.5	0.3	0.7	3		



### VULKAN MULTIJET



Jet Size (")	Jet Height (m)	Jet Flow (m <sup>3</sup> /hr)	Pressure (m)	Dimension (mm)
1	2-3	8-10	5-10	120



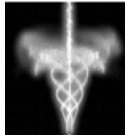
### FLOWER CALYX NOZZLE



Jet Size (")	Jet Height (m)	Cover Dia (m)	Jet Flow (m <sup>3</sup> /hr)	Pressure (m)	Dimension (mm)
1	0.25	0.6	3	0.5-1.0	150
1.5	0.4	1.0	4		




### ROTATING SPRAY JET



Jet Size (")	Jet Height (m)	Cover Dia (m)	Jet Flow (m <sup>3</sup> /hr)	Pressure (m)	Dimension (mm)
1	3	1-1.5	3.5	7.5	150



### FINGER JET SPRAY



Jet Size (")	Jet Height (m)	Jet Flow (m <sup>3</sup> /hr)	Pressure (m)	Dimension (mm)
1	2-3	2-4	5-7	200



### FAN JET



Jet Size (")	Jet Height (m)	Jet Flow (m <sup>3</sup> /hr)	Pressure (m)	Dimension (mm)
1	0.3-0.8	4-8	3-8	100



### CASCADE FOAMING JET



Jet Size (")	Jet Height (m)	Jet Flow (m <sup>3</sup> /hr)	Pressure (m)	Dimension (mm)
3/4	1-4	2-4	4-20	120
1	1-6	6-10		150
1.5	1-8	8-20	5-33	180



### SCHAUMSPRUNDLER NOZZLE



Jet Size (")	Jet Height (m)	Jet Flow (m <sup>3</sup> /hr)	Pressure (m)	Dimension (mm)
1	2.7	4-6	6-16	150



### SHORT FOAMING NOZZLE




Jet Size (")	Jet Height (m)	Jet Flow (m <sup>3</sup> /hr)	Pressure (m)	Dimension (mm)
1	0.3-0.5	4-8	5-10	100



### LONG FOAMING NOZZLE



Jet Size (")	Jet Height (m)	Jet Flow (m <sup>3</sup> /hr)	Pressure (m)	Dimension (mm)
1	1.5-4	8-15	5-20	150



### SINGLE ADJUSTABLE NOZZLE



Jet Size (")	Jet Height (m)	Jet Flow (m <sup>3</sup> /hr)	Pressure (m)	Dimension (mm)
1	1.5-5.5	6-12	5-20	150
1.5	2.0-7.0	10-15		180



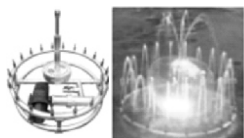
### SINGLE AERATION NOZZLE



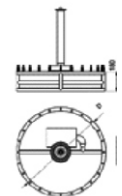
Jet Size (")	Jet Height (m)	Jet Flow (m <sup>3</sup> /hr)	Pressure (m)	Dimension (mm)
1	3	0.2-0.5	5-12	150



### SINGLE JET ASSY RING



Jet Size (")	Jet Height (m)	Jet Flow (m <sup>3</sup> /hr)	Pressure (m)	Diameter (mm)
31 No. x 1/2	1-4	60-120	5-15	1200



### WATER BLADE



Model	Jet Length (mm)	Jet Length (m <sup>3</sup> /hr)	STD Model Dimensions (mm)				DN (mm)	with LED Light Dimensions (mm)				12VDC Power (w)
			A	B	C	D		A	B	C	D	
WB300	300	1.5	306	170	140	120	50	306	138	76	113	4
WB600	600	2	606					8				
WB900	900	2.7	906					12				

